26230, 80107 NAMUR & INLINE, 3/2 & 5/2 indirectly electromagnetically actuated piston spool valves

- Port: G 1/4, NAMUR interface
- For single and double-acting actuators
- Manual override with detent standard
- Proven design of the piston valve soft seal system
- Variable valve/solenoid combination
- Service-friendly and maintenance-free





Technical features

Medium:
Filtered, lubricated or non-lubricated
Air
Compressed air

Actuation
3/2, 5/2 and 5/3-way
piston slide valves indirectly
operated electromagnetically

Operating pressure:
2 ... 8 bar (29 ... 116 psi)
1 ... 10 bar (14,5 ... 145 psi)

Orifice:
6 mm (G1/4), 12 mm (G1/2)

Port size:
G1/4 NAMUR, G1/4, G1/2

Installation position:
Any, preferably magnet vertical

Flow direction:
Fixed

Fluid/Ambient temperature:
–10 ... +50°C(14 ... 122°F)
(see solenoid table)
Air supply must be dry enough to avoid ice formation at temperatures below +2°C (35°F).

Materials:
Housing: Aluminium
Pilot flange: plastic
Seal: NBR

Additional models:
Upon request

Flow conversion:
Cv US gallon/min (water) =
l/min (air) x 0.001
Kv m^3/h (water) =
l/min (air) x 0.000906

Technical data
3/2 way valve

Symbol	Port size	Actuation/return	Operating pressure (bar)	Flow (l/min)	Weight (kg)	Dimensions No.	Solenoid group	Model *1)
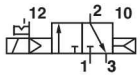	G1/4	Solenoid/air spring	1 ... 10	1325	0,4	1	B	8010750 *2)
	G1/4	Solenoid/air spring	2 ... 8	1325	0,4	1	A	8010751 *2)
	G1/2	Solenoid/air spring	1,5 ... 10	3300	0,7	2	B	8010850 *2)
	G1/2	Solenoid/air spring	2 ... 8	3300	0,7	2	A	8010851 *2)
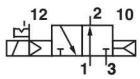	G1/4	Solenoid/air spring	1 ... 10	1325	0,4	1	B	8012750 *2)
	G1/2	Solenoid/air spring	1,5 ... 10	3300	0,7	2	B	8012850 *2)
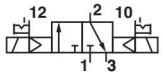	G1/4	Solenoid/Solenoid	1 ... 10	1325	0,77	3	B	8011750
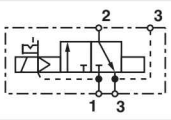	G 1/4 NAMUR	Solenoid/air spring	2 ... 8	1325	0,4	4	A	8010777 *2)

*1) When ordering please indicate solenoid, voltage and current type (frequency).

*2) Port 3 cannot be throttled

Our policy is one of continued research and development. We therefore reserve the right to amend, without notice, the specifications given in this document. (2013 - 1235g) © 2024 Norgren GmbH

5/2-way

Symbol	Port size	Actuation/return	Operating pressure (bar)	Flow (l/min)	Weight (kg)	Dimensions No.	Solenoid group	Model *1)
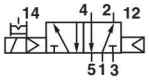	G1/4	Solenoid/air spring	1 ... 10	1325	0,4	5	B	2623000 *2)
	G1/4	Solenoid/air spring	2 ... 8	1325	0,4	5	A	2623001 *2)
	G1/2	Solenoid/air spring	2 ... 10	3300	0,7	6	B	2623500 *2)
	G1/2	Solenoid/air spring	2 ... 8	3300	0,7	6	A	2623501 *2)
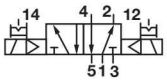	G1/4	Solenoid/Solenoid	1 ... 10	1325	0,4	7	B	2623100
	G1/4	Solenoid/Solenoid	2 ... 8	1325	0,4	7	A	2623101
	G1/2	Solenoid/Solenoid	2 ... 10	3300	0,7	8	B	2623600
	G1/2	Solenoid/Solenoid	2 ... 8	3300	0,7	8	A	2623601
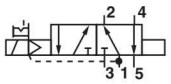	G 1/4 NAMUR	Solenoid/air spring	2 ... 8	1325	0,55	9	A	2623077 *2)
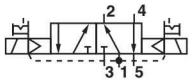	G 1/4 NAMUR	Solenoid/Solenoid	2 ... 8	1325	0,9	10	A	2623177

*1) When ordering please indicate solenoid, voltage and current type (frequency).*2) Port 5 cannot be throttled

3/2 or 5/2 way function (conversion instructions see page 9)

Symbol	Port size	Function	Actuation/return	Operating pressure(bar)	Flow (l/min)	Weight (kg)	Dimensions No.	Solenoids group	Model *1)
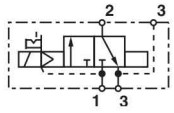	G 1/4 NAMUR	3/2 & 5/2	Solenoid/Solenoid	2 ... 8	1325	0,4	11	A	2623079 *2)
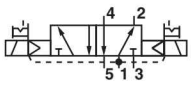	G 1/4 NAMUR	3/2 & 5/2	Solenoid/Solenoid	2 ... 8	1325	0,9	12	A	2623179

*1) When ordering please indicate solenoid, voltage and current type (frequency).*2) Port 3 cannot be throttled

5/3 position directional control valve

Symbol	Port size	Function	Actuation/return	Operating pressure(bar)	Flow (l/min)	Weight (kg)	Dimensions No.	Solenoids group	Model *1)
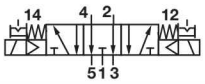	G1/4	5/3 COE	Solenoid/Solenoid	3 ... 10	900	1,0	13	B	2623200
	G1/2	5/3 COE	Solenoid/Solenoid	2,5 ... 10	2200	1,6	14	B	2623700
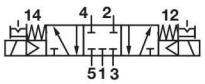	G1/4	5/3 APB	Solenoid/Solenoid	3 ... 10	900	1,0	13	B	2623300
	G1/2	5/3 APB	Solenoid/Solenoid	2,5 ... 10	2200	1,6	14	B	2623800
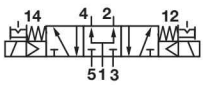	G1/4	5/3 COP	Solenoid/Solenoid	3 ... 10	900	1,0	13	B	2623400

*1) When ordering please indicate solenoid, voltage and current type (frequency).
APB = All Ports Blocked, COE = Centre Open Exhaust, COP = Centre Open Pressure

Our policy is one of continued research and development. We therefore reserve the right to amend, without notice, the specifications given in this document. (2013 - 1235g) © 2024 Norgren GmbH